


# ENVIRONMENTAL SUSTAINABILITY



nearly one billion people  
in the world do not have access to safe water

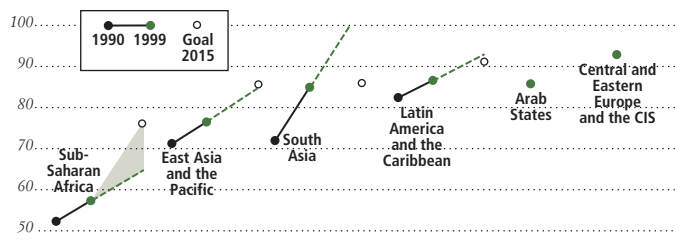
**GOAL 7**  
ensure environmental sustainability

**FOCUS: TARGET 10**  
halve, by 2015, the proportion of people without sustainable access to safe drinking water

**FOCUS: TARGET 11**  
by 2020, to have achieved a significant improvement in the lives of at least 100 million slum dwellers

## WATER

Percentage of the population with access to safe drinking water



Data as of 15 May 2003

One in five people in the world still lack access to safe, clean drinking water. In sub-Saharan Africa, this is true for nearly half of the people.

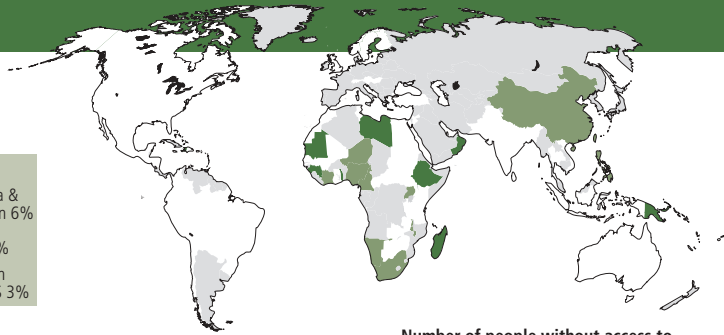
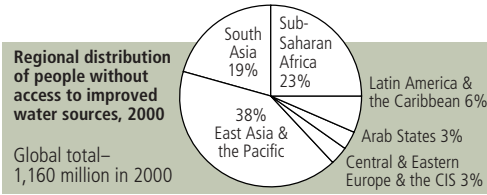
Over the course of the 1990s more people gained access to basic sanitation in urban areas—a fact that will be key to improving the lives of slum dwellers.

Overall, the world is on track to meet the water target for Goal 7 but country variations are stark. In sub-Saharan Africa, progress toward bringing clean water and basic sanitation to a greater proportion of people stalled in the 1990s.

# water

## IMPROVED WATER SOURCES

People with access to improved water sources (percent of the population)



**Top priority**  
(countries listed in **BOLD COLOR** type)

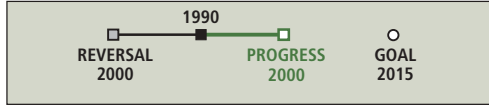
**High priority**  
(countries listed in **COLOR** type)

No data

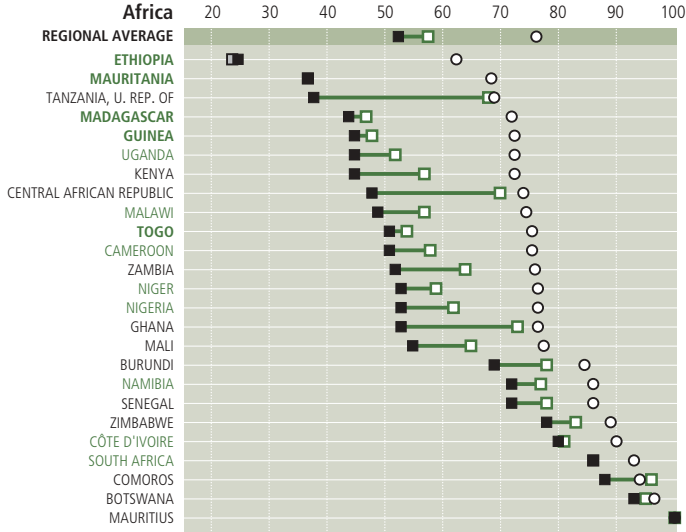
**Number of people without access to improved water sources, 2000 (millions)**

Sub-Saharan Africa	264.5
South Asia	215.8
East Asia & the Pacific	440.3
Arab States	39.6
Latin America & the Caribbean	69.4
Central & Eastern Europe & the CIS	29.6

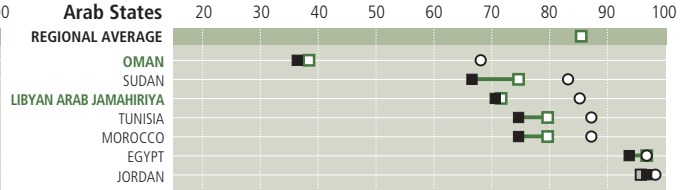
COUNTRY RANKING  
BY 1990 VALUE



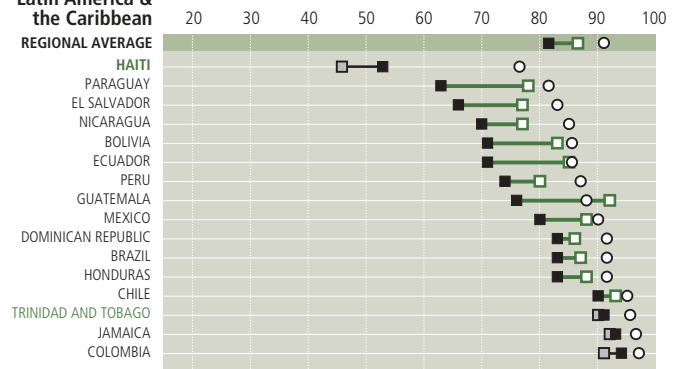
### Sub-Saharan Africa



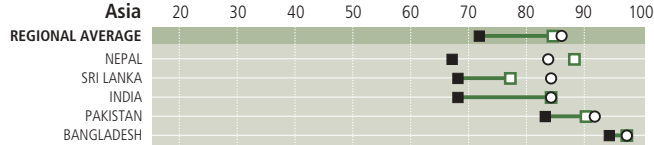
### Arab States



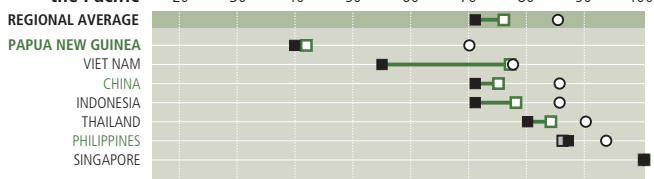
### Latin America & the Caribbean



### South Asia



### East Asia and the Pacific



Data as of 15 May 2003